

EASE OF USE



- A** Front Work Lights expedite nighttime loader work
- B** Rearview Mirrors mitigate neck strain
- C** Front & Rear Wipers augment productivity
- D** Turn Signals cue your intentions
- E** Smart Start system's check protects your investment.
- F** Rear Work Lights expedite nighttime loader work
- G** ROPS (Rollover Protection Structure) protects you 24/7/365
- H** 360° Glass for maximum visibility
- I** Heated Cab comforts you during inclement weather and climate
- J** Intuitive Controls are well placed and ideal for the first-time owner
- K** HST Foot Pedals — no need to learn a manual transmission.

1100 Series ROPS cabs are engineered, manufactured, and installed on our assembly line. Others rely on aftermarket or OEM components, often jerry-rigged to accommodate multiple brands, then dealer-installed for poor fit and finish. Moreover, our cabs come standard with work lights, mirrors, wipers, & heat to provide a best-in-class experience.



Try sitting on a tractor all day, and then you'll see why the 1100 series comes with mComfort — the most comfy, form-fitting seat in its class.



Easy-to-use levers, knobs, and pedals are labeled for easy reference and ergonomically placed for no-hassle use.



Using projector-style headlights for best-in-class output, we offer 8000 lumens of bright, white lighting for after-dark chores.

OFFICIAL
TRACTOR
OF TOUGH™

mahindra

9020 Jackrabbit Road, Suite 600
Houston, Texas 77095
(877) 449-7771
mahindrausa.com mahindracanada.ca

Mahindra USA, Inc. reserves the right to change the stated specifications without notice. This brochure is for descriptive purposes only and reasonable efforts were made to verify the information contained in it. Some items shown may be optional and some machinery shown may not be available at all dealers. Mahindra disclaims all representations and warranties, express or implied, or any liability from the use of this brochure. For complete warranty, safety, and product information, consult your local Mahindra dealer and the product operation manual. Engine power (hp/kw) and other specifications are based on various standards and best practices. This brochure is intended for the United States and its territories only. For more information visit our website. Rev 02022024

mahindra
COMPACTS



1100 SERIES

SUB-COMPACT CLASS

SMARTER.
TOUGHER.



POWERED BY
JA

 20-25 HP ENGINE	 4 WHEEL DRIVE	 1,100 LB LOADER LIFT	 15-20 HP PTO HP	 7-YEAR LIMITED WARRANTY
---	---	--	---	--

A SUB-COMPACT THAT IS WELL ABOVE ITS CLASS.

Meet the future in sub-compacts ... the Mahindra 1100 series. They are the toughest, friendliest, and smartest tractors in the world. We challenge all weekend warriors to test their mettle. Novices will smile at an intuitive and informative cockpit. Phone app lovers will be pumped by its intelligent OJA software. Discover why the Mahindra 1100 Series offers the best value for those with 10 acres or less.

www.mahindrausa.com

IDEAL USES

- Planting a garden
- Landscaping projects
- Material handling
- Trenching
- Mowing lawn & pastures
- Spreading weed & feed
- Fence work
- Grading driveways
- Clearing snow

POWER

- L** Powerful 20-25 hp diesel engine – no DPF or Regen ever!
- M** Shown with optional drive-on, quick-attach mid-Mower
- N** Sit comfortably in our mComfort swivel seat while operating the optional Backhoe
- O** Reinforced Steel Hood, not cheap plastic used by competitors
- P** Power Steering standard so you won't tire you out on that long day
- Q** Foldable ROPS for garage parking
- R** Front Loader has skid-steer couplers for super-fast hook-ups



ADVANCED

SMARTER. TOUGHER.

EASE OF USE: You will not find a more easygoing compact tractor than a Mahindra 1100 Series. It stands apart from all others with features like smart start, intuitive controls, HST (HydroStatic Transmission) forward & reverse pedals, a form-fitting mComfort seat, and a well-appointed, heated cab.

POWER: If you are looking for a powerful sub-compact, look no further. It has a BOSS engine powering its mid and rear PTO, and strong hydraulic pump commanding its power steering and raising and lowering attachments and implements.

ADVANCED: The 1100 Series has clever features like push-button PTO activation for both mid and rear implement work, and no-hassle hydrostatic forward & reverse pedals with a butterfly joystick for super fast loader work. Its phone app connects and empowers the homeowner to our tractor's artificial intelligence.



Our hydrostatic drive system (HST) eliminates gear shifting by safely engaging color-coded forward or reverse pedals. Plus, the tractor automatically slows down when releasing either pedal.

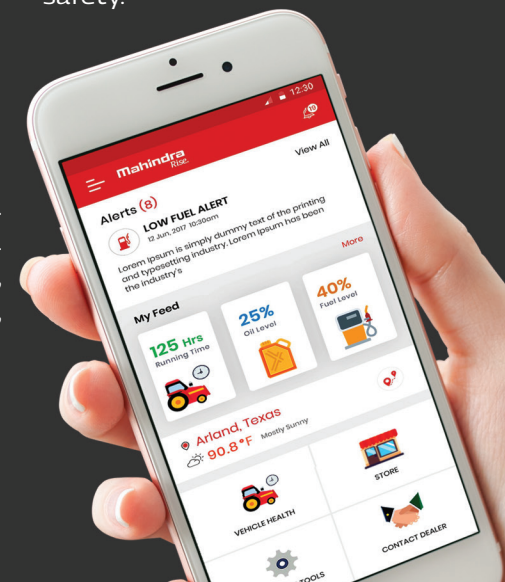


A joystick conveniently located next to the steering wheel controls our front loader. It's super smooth to operate, even for those with arthritis. Coupling this with our gearless forward and reverse pedals facilitates fast and efficient loader work.



Electronic PTO engagement for your mid and rear implements is ideal for those with arthritis and is designed to prevent accidental activation, improving operator safety.

The all-new 1100 Series is powered by world-class OJA software. With our AI, you'll be able to communicate with your tractor and local dealer at all times. From alerts to up-to-minute tractor information, we put you in the catbird seat. Take it to the extreme with geofencing, security features, and more.



SPECIFICATIONS

NO DPF (DIESEL PARTICULATE FILTER) MEANS:

- No regen downtime
- Fewer parts to replace
- No wasted warranty hours
- No wasted fuel
- Fewer parts to replace
- Quieter operation

ENGINE	1120 HST	1126 HST
Type	Four-stroke, Naturally Aspirated, Indirect Injection, Water-cooled Diesel Engine	
Cylinders	3	
Engine HP (kW) @ RPM	20.1 (15.0) @ 2900 (T4)	25.3 (18.9) @ 2300 (T4)
Compression Ratio	22:1	
Displacement cubic inch ³ (cc)	67.2 (1102)	
Fuel Tank Capacity (L)	6.6 (25) gallons	
ELECTRICAL		
Battery Capacity	12 volt, 650 CCA	
Alternator	12 volt, 55 A	
TRANSMISSION		
Type	HST - 2 range	
Number of Speeds	Infinite	
STEERING		
Type	Hydrostatic Power	
BRAKES		
Type	Single Pedal	
HYDRAULIC SYSTEM		
Type	Open center, full-live hydraulic with position control	
Pump Output (gallons per minute)	11.2	
3-Point Linkage	CAT I with Check Chains	
Hitch Lift Capacity (lb.)	770	
Rear Auxiliary Remote Valves	2	
PTO		
Type	Live	
PTO RPM (Rear)	540 @ 2837	
PTO RPM (Mid)	2500 @ 2837	
PTO HP (kW)	14.5 (10.8)	19.5 (14.5)
OPERATING WEIGHT		
Total (lb.)	1573	
DIMENSIONS		
Overall Length Inches (mm)	100.4 (2550)	
Overall Width Inches (mm)	46.3 (1177)	
Overall OS Height Inches (mm)	86.6 (2200)	
Overall Cab Height Inches (mm)	79 (2007)	
Turning Radius Min. Feet (meters)	7.2 (2.1)	
TIRES SIZES & OPTIONS		
Industrial (Front / Rear)	18 x 8.5 - 10 / 26 x 12 - 12	
Turf (Front / Rear)	16 x 7.5 - 10 / 24 x 12 - 12	

Note: Specifications and design subject to change without notice.

